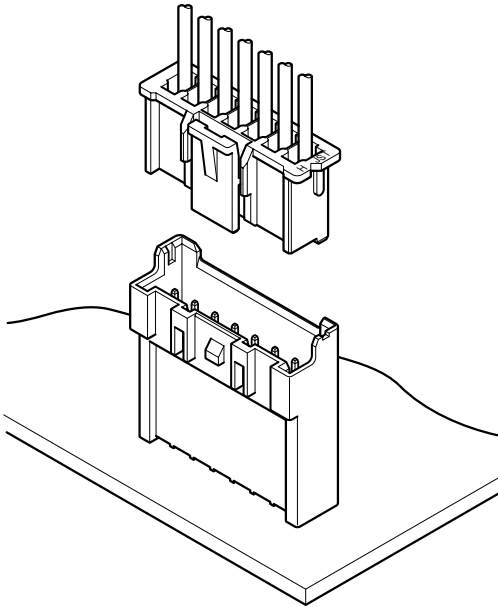




XA CONNECTOR (High box type)



2.5mm pitch/Disconnectable Crimp style connectors



XA connector high box type, with 19.5mm mounting height and with 6.9mm thickness.

- Header for 2.5mm pitch XA connector for use specifically with resin coated ("potted") PC boards
- Interchangeability

Specifications

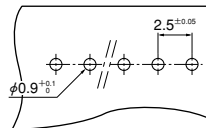
- Current rating: 3A AC, DC (AWG #22)
- Voltage rating: 250V AC, DC
- Temperature range: -25°C to +85°C
(including temperature rise in applying electrical current)
- Contact resistance: Initial value/10m Ω max.
After environmental testing/20m Ω max.
- Insulation resistance: 1,000M Ω min.
- Withstanding voltage: 1,000V AC/minute
- Applicable wire: AWG #28 to #22
- Applicable PC board thickness: 1.6mm
- * Compliant with RoHS.
- * Refer to "General Instruction and Notice when using Terminals and Connectors" at the end of this catalog.
- * Contact JST for details.

Standards

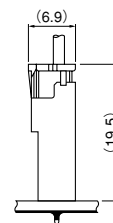
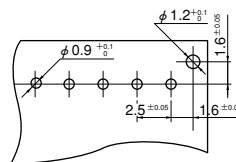
- Ⓜ Recognized E60389
- Ⓢ Certified LR20812
- ⚠ R9851220

PC board layout (viewed from component side) and Assembly layout

Without a boss



With a boss

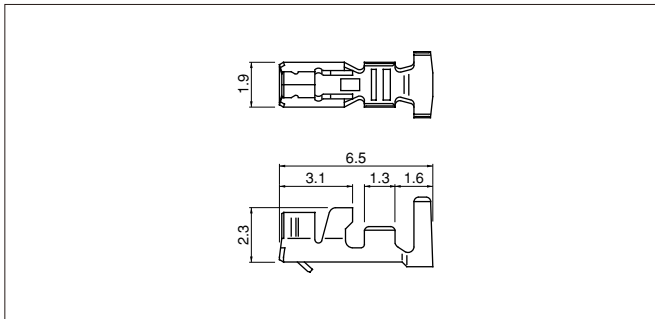


Note:1. Tolerances are non-cumulative: $\pm 0.05\text{mm}$ for all centers.

2. Hole dimensions differ according to the kind of PC board and piercing method. The dimensions above should serve as a guideline. Contact JST for details.

XA CONNECTOR (High box type)

Contact



Model No.	Applicable wire			Qty / reel
	mm ²	AWG#	Insulation O.D. (mm)	
SXA-001T-P0.6	0.08~0.33	28~22	0.8~1.9	8,000

Material and Finish

Phosphor bronze, tin-plated (reflow treatment)

RoHS compliance

Contact	Crimping machine	Applicator		
		Crimp applicator	Dies	Crimp applicator with dies
SXA-001T-P0.6	AP-K2N	MKS-L	MK/SXA/M-001-06	APLMK SXA/M001-06
		*MKS-SC	SC/SXA/M-001-06	APLSC SXA/M001-06

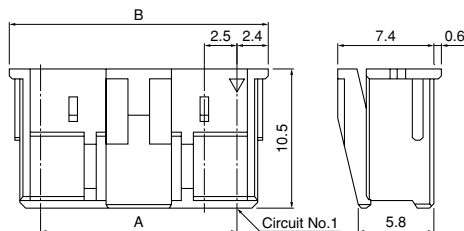
Note: *Strip-crimp applicator

Housing

Standard type



Retainer mountable type



Circuits	Model No.		Dimensions (mm)		Q'ty / bag	
	Standard type	Retainer mountable type	A	B	Standard type	Retainer mountable type
2	XAP-02V-1	XARP-02V	2.5	7.3	1,000	1,000
3	XAP-03V-1	XARP-03V	5.0	9.8	1,000	1,000
4	XAP-04V-1	XARP-04V	7.5	12.3	1,000	1,000
5	XAP-05V-1	XARP-05V	10.0	14.8	1,000	1,000
6	XAP-06V-1	XARP-06V	12.5	17.3	1,000	1,000
7	XAP-07V-1	XARP-07V	15.0	19.8	1,000	1,000
8	XAP-08V-1	XARP-08V	17.5	22.3	1,000	1,000
9	XAP-09V-1	XARP-09V	20.0	24.8	1,000	1,000
10	XAP-10V-1	XARP-10V	22.5	27.3	1,000	1,000
11	XAP-11V-1	XARP-11V	25.0	29.8	1,000	1,000
12	XAP-12V-1	XARP-12V	27.5	32.3	1,000	1,000
13	XAP-13V-1	XARP-13V	30.0	34.8	1,000	1,000
14	XAP-14V-1	XARP-14V	32.5	37.3	500	1,000
15	XAP-15V-1	XARP-15V	35.0	39.8	500	1,000

Material

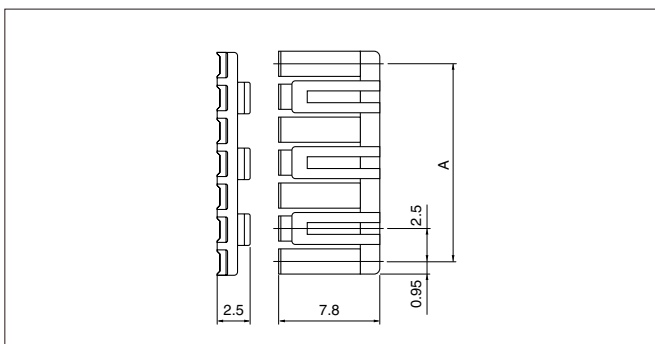
PA 66, UL94V-0, natural (white)

RoHS compliance

<For reference> As the color identification, the following alphabet shall be put in the underlined part. For availability, delivery and minimum order quantity, contact JST.

ex. **XAP-02V-1-oo**
 (blank)...natural (white)
 K...black R...red E...blue M...green Y...yellow

Retainer



Material

Glass-filled PA 66, UL94V-0, natural (ivory)

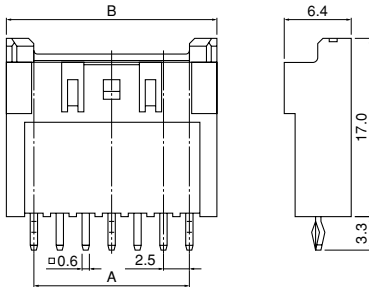
RoHS compliance

Circuits	Model No.	A	Q'ty / bag
2	XMS-02V	2.5	1,000
3	XMS-03V	5.0	1,000
4	XMS-04V	7.5	1,000
5	XMS-05V	10.0	1,000
6	XMS-06V	12.5	1,000
7	XMS-07V	15.0	1,000
8	XMS-08V	17.5	1,000
9	XMS-09V	20.0	1,000
10	XMS-10V	22.5	1,000
11	XMS-11V	25.0	1,000
12	XMS-12V	27.5	1,000
13	XMS-13V	30.0	1,000
14	XMS-14V	32.5	1,000
15	XMS-15V	35.0	1,000

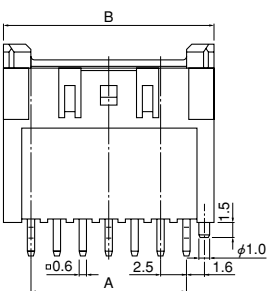
XA CONNECTOR (High box type)

Shrouded header

Without a boss



With a boss



Circuits	Model No.		Dimensions (mm)		Q'ty / box
	Without a boss	With a boss	A	B	
2	BH02B-XASK-BN	BH02B-XASK	2.5	7.5	400
3	BH03B-XASK-BN	BH03B-XASK	5.0	10.0	400
4	BH04B-XASK-BN	BH04B-XASK	7.5	12.5	300
5	BH05B-XASK-BN	BH05B-XASK	10.0	15.0	300
6	BH06B-XASK-BN	BH06B-XASK	12.5	17.5	200
7	BH07B-XASK-BN	BH07B-XASK	15.0	20.0	200
8	BH08B-XASK-BN	BH08B-XASK	17.5	22.5	200
9	BH09B-XASK-BN	BH09B-XASK	20.0	25.0	150
10	BH10B-XASK-BN	BH10B-XASK	22.5	27.5	150
11	BH11B-XASK-BN	BH11B-XASK	25.0	30.0	100
12	BH12B-XASK-BN	BH12B-XASK	27.5	32.5	100
13	BH13B-XASK-BN	BH13B-XASK	30.0	35.0	100
14	BH14B-XASK-BN	BH14B-XASK	32.5	37.5	100
15	BH15B-XASK-BN	BH15B-XASK	35.0	40.0	100

Material and Finish

Post: Copper alloy, copper-undercoated, tin-plated (reflow treatment)
Wafer: Glass-filled PA 66, UL94V-0, natural (ivory)

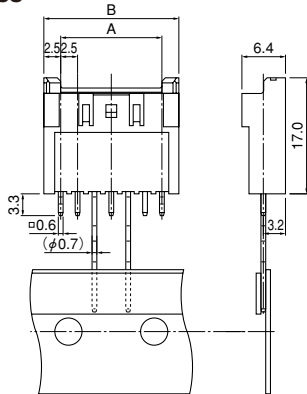
RoHS compliance This product displays (LF)(SN) on a label.

<For reference> As the color identification,
the following alphabet shall be put in the underlined part.
For availability, delivery and minimum order quantity, contact JST.

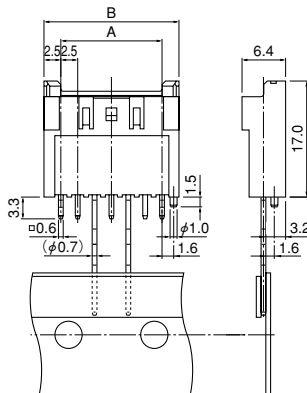
ex. **BH02B-XASK-BN**
S...natural (ivory)
K...black R...red M...green Y...yellow

Shrouded header on radial-tape

Without a boss



With a boss



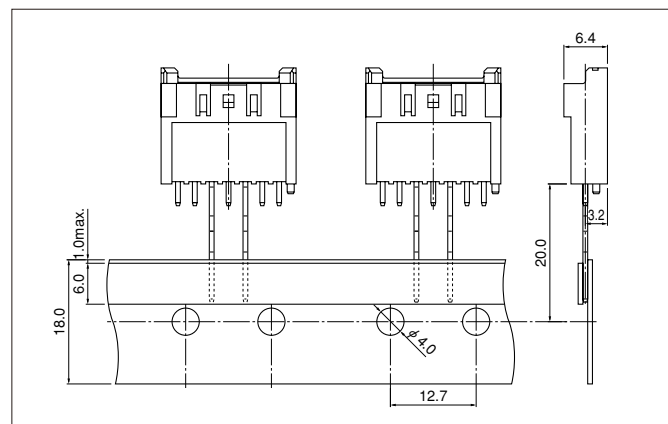
Circuits	Model No.		Dimensions (mm)		Q'ty / box
	Without a boss	With a boss	A	B	
2	BH02B-XASS-BN-T	BH02B-XASS-T	2.5	7.5	1,000
3	BH03B-XASS-BN-T	BH03B-XASS-T	5.0	10.0	1,000
4	BH04B-XASS-BN-T	BH04B-XASS-T	7.5	12.5	500
5	BH05B-XASS-BN-T	BH05B-XASS-T	10.0	15.0	500
6	BH06B-XASS-BN-T	BH06B-XASS-T	12.5	17.5	500
7	BH07B-XASS-BN-T	BH07B-XASS-T	15.0	20.0	500
8	BH08B-XASS-BN-T	BH08B-XASS-T	17.5	22.5	500

Material and Finish

Post: Copper alloy, copper-undercoated, tin-plated (reflow treatment)
Wafer: Glass-filled PA 66, UL94V-0, natural (ivory)

RoHS compliance This product displays (LF)(SN) on a label.

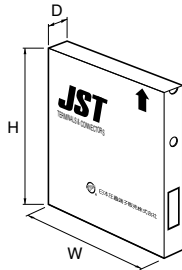
Taping specifications



Note: Conforms to JIC C 0806 of "Tape packaging of components with unidirectional leads on continuous tapes".

XA CONNECTOR (High box type)

Packaging specifications



Distance between the end of the tape and the first connector's center line (either end)



Package type	Flat pack (zigzag folded)	
Distance between folds	24 indexing holes per fold (304.8mm)	
Box size	314(W)×54(D)×314(H)mm	
Distance between the end of the tape and the first connector's center line (either end)	19.05mm	
Quantity	2, 3 circuits	1,000 pcs. / box
	4~8 circuits	500 pcs. / box

Note: Products of different packaging specifications are also available. Contact JST for details.